



3rd Grade Program

Fall 2025

Agenda

- WUSC Intros
- 3rd Grade Program
 - Safety and Certifications
 - Game Day Protocol
- Transition to BAYS
 - Tryouts
 - Team/Coach Selections
 - Coach Expectations

WUSC Mission

WUSC is focused on maintaining an organization that will be able to provide an **exceptional experience** for the children that participate in the programs we offer. We are committed to **helping** the children of Wellesley develop their soccer skills, understand the importance of teamwork, and learn what it means to display good sportsmanship when competing.

3 initiatives to accomplish our goals



WUSC Overview

- 1600+ players this season
 - 2000+ participants in all programs
- Main Pathway
 - Intown (Pre K – 3rd Grade)
 - Travel (4th – 8th Grade)
- Additional Programs
 - Wellesley Premier Club (club) - 20 Teams (2017 – 2011)
 - Wellesley Development Program
 - Wellesley Futsal Club and Academy
 - Winter and Vacation Clinics
- Other
 - Intown Referee Program
 - Memorial Day Tournament

MYSA Requirements

- **All Coaches should have completed:**

- Mass Youth Soccer Registration with photo upload if needed
- SafeSport Abuse Training and Concussion Training

These must be complete to get Lanyard ID. Sue will notify coaches that have any outstanding requirements.

For info and link to register: <https://www.mayouthsoccer.org/adult-registration-process/>

Links to the required Safesport Abuse training and Concussion Training can be found on your account under the word 'Certificates'.

Concussion Training Certification: You must have Concussion certificate dated within last 2 years. Keep your login/password so you can go back in to upload your concussion certificate when you complete the course.

Abuse Prevention Training: If you took the training last year, you need to do the shorter Refresher course now. If you took training in 2024, you are set. Once completed via this link it should upload your certificate automatically.

WUSC Concussion Policy

- Take the course at the CDC website
- Sit the player if you suspect a concussion
- Notify the parents
- Notify the age group coordinator in writing
- Players are not allowed to return without medical clearance

Goal & Net Safety

- **Always inspect goals before each match and/or practice.**
- **Always ensure goals are secured with sandbags on back bar or sidebars. If they are not, let a WUSC staff member know**
 - 9v9 min 1 sandbag on back bar
 - 11v11 2 sandbags on back bar
 - 7v7 grass field need 1 on back bar
- **Never allow anyone to climb or play on the goal or net**
- **Never allow anyone to hang on the goal crossbar (e.g., chin-ups)**
- **Instruct players on safe handling and potential dangers associated with movable goals.**
 - Coaches can move goals; . If you need help, ask a WUSC staff member
 - When moving wheels should be rotated to allow easy moving. When in place replace wheels so frame contact's ground.
 - Push when ever possible, do not pull goals
 - Do not move with sandbags on back bar however **replace sandbags when moved**

Fields - General Points

- **Please have your team pick up their own trash after practice and games**
- **Please do not use goal mouths for practice on grass fields**
 - Move goal off end lines, play in between fields if possible. Please make sure you sanitize your hands before and after movement
- **Return goals to original location if moved for practice**
- **Each goal in use has a sandbag on it**


WUSC 3rd Grade Program

- Games to begin on Saturday September 13th
 - 9/13, 9/20, 9/27, 10/4, 10/18, 10/25
 - Make-up Games - November 1st
 - No games on 10/11 (Columbus Day Weekend)
- All games will be played at Sprague
 - Girls games in the morning; Boys in the afternoon
- 1 practice per team, per week.
- Practice fields for 3rd grade: Use 7v7 Fields
 - Tenacre, Perrin, Sprague 1 and 4, Hardy, Hunnewell

Practices

- **Practices: 3rd Grade is 1 practice per week.**
 - Choose day/time/location that works for coach and players
 - Please use Appointment Plus to schedule all practices, instructions in fields section of website
 - Those with practices scheduled will be notified if field is not available
 - Do NOT “turn up” to a field if not reserved
- **Use WUSC curriculum with practice plans from WUSC website – wellesleysoccer.org**
- **WUSC staff available to help with practices**
 - Contact Joe Morais with requests – intown@wellesleysoccer.org
 - Support WUSC staff will design a practice based on recommendations from coach. Be specific, concentrate on one topic.

Website




WELLESLEY UNITED SOCCER CLUB

[ABOUT WUSC](#)[INTOWN](#)[TRAVEL](#)[WELLESLEY PREMIER LEAGUE](#)[WPL CLUB](#)[REFEREE PROGRAM](#)[COACHES CORNER](#)[COVID-19/HEALTH RESOURCES](#)[TOURNAMENTS](#)

WPL CLUB


REGISTRATION
FOR 2020/21 IS
NOW OPEN!

WPL CLUB REGISTRATION - CLICK HERE




LIVE UPDATES

Tweets by @WellesleyUnited

**Wellesley United**
@WellesleyUnited


Fantastic new pathway for the WPL Club teams!
<https://twitter.com/SoccerCCL/status/1271110036647968768>


Jun 15, 2020





**Wellesley United**

[Embed](#) [View on Twitter](#)

WUSC Instagram

**wellesleyun...**
680 followers





Curriculum

We recommend that all practice sessions follow the **S.C.O.R.E.** method:

SIMPLE. Stick to one theme during your practice session. Choose 2 or 3 core coaching points and reinforce them throughout the session.

CHALLENGING. Ensure that the players are posed problems that they need to find solutions to. Provide guidance and help when they need it.

ORGANISED. Plan every detail of your session - how many players, space and equipment. Ensure that your sessions have the appropriate pace and progression to challenge all of your players.

RELEVANT. Ensure that the exercises in your session are relevant to the game.

ENJOYABLE. The players should walk away from every practice having thoroughly enjoyed the session and learning at least one new aspect of the game. Ask questions of your players throughout.

WUSC Curriculums, available online, are coach login and password protected

Password - WUSC2021

Curriculum Continued

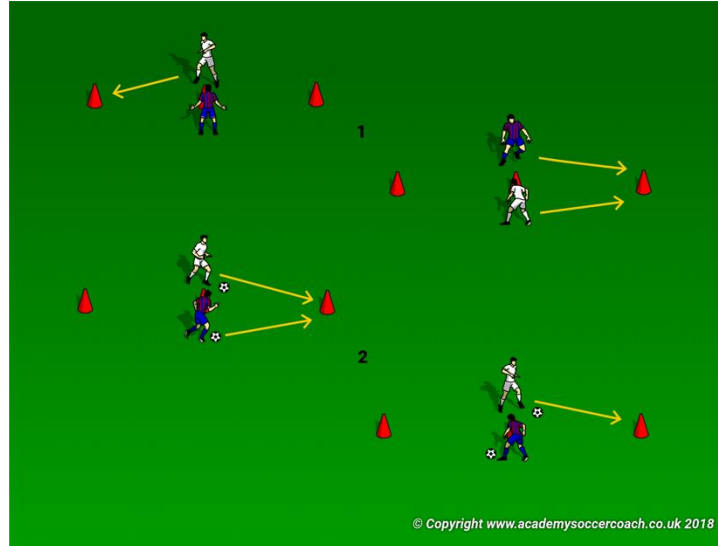


Diagram 1. Cones set up as shown, players get into two's go to an area with the three cones. Players go 1v1 trying to beat there opponent to the cone and back to the middle using dummies and feints to gain and advantage. Rotate who is the attacker and the defender every 2/3 goes.
Diagram 2. Introduce a ball to each player so they can start to use skill moves to create the advantage. Encourage different skill moves and ask players to demonstrate their skills to the group.

Curriculum is available on our website – wellesleysoccer.org under coach's corner. We have archived sessions from previous years as well as this season's curriculum.

We will also give you the opportunity to work directly with Joe Morais for your team practices. If you have certain areas you would like to work on with the team, please contact intown@wellesleysoccer.org.

Appointment Plus

Appointment plus website will be open after this zoom call

To login to Appointment Plus to schedule practice times:

- www.wellesleysoccer.org- Coaches Corner/Fields/Practice Field Schedule
- use direct link to login: <https://booknow.appointment-plus.com/36qnegh0/>
- Coach's Login:
 - 3rd grade coaches will be their team's name
 - Example: NERevolution3B
- Stick to the practice time booked on the system, do not book two slots.
- Please note that WPC will practice Mon/Wed
- Scheduling will open for the 3rd grade on when we send out the logins

TeamSnap App

We will be using the TeamSnap app this season to organize all team's practices and games. It's a great way to keep updates on who is going to be available for practice and games each week and to send updates on anything game/practice related.

Coaches are responsible for inputting the practice / game schedule into Teamsnap. Arrival time should be noted as well. Assigning a team manager (another parent) can help in data input / communication to the team.

Game Day Cancellation

- Rules for game-day cancellation (weather/other):
 - WUSC will make decision:
 - Morning games by 7:00 am,
 - Afternoon games by 12:00 pm
 - Please check WUSC website (www.wellesleysoccer.org- or twitter feed)
 - Emails will be sent out from WUSC to players and coaches
 - We will cancel for lightning/thunder
 - **If the Town closes the fields, we will cancel**
 - Make-up dates are scheduled for Nov 1st

Rules for 3rd Grade Program

- 7v7 Format – 6 Field Players and 1 Goalkeeper
- Two 25 min halves; 5 min for halftime
- Referees are told to be lenient while players learn the game
- Normal soccer rules
 - Full 7v7 Field
 - Corners, goal kicks, throw-ins
- No heading – indirect free kick
- No offsides call – Same as 4th grade Travel
- No punting over half
- Additional Rules on website

Game Management

- Goals of the season:
 - **Competitive league**
 - Close scorelines
 - **Player retention**
 - All players are enjoying themselves and want to sign up next year
- Follow the BAYS 5-Goal scoreline rule
- Ideas for managing a scoreline
 - Put scoring player in net
 - Take off a player; *7 vs. 6 players*
 - Only x player can score

Referee Feedback

We asked our Referees this year for feedback on how we can improve our program and here are some of the questions and feedback given

Why do you referee?

I referee because I love soccer and I wanted to see a new perspective on the game

exercise, help the community in Wellesley

Interested in the game and seeing how I can help the younger players.

How can WUSC make the experience better?

Maybe notify all the coaches the rules you gave us, because sometimes, coaches will stand on the field, and it's hard to tell them to move when you are paying attention to the game

No comments from coaches or parents toward referees.

Reminders to the parent coaches from WUSC to be respectful of the refs.

Educate coaches about their responsibilities (e.g, preparing field for play) and encourage them to "model" better behavior for their players and respect for referees.


Transition to BAYS

- 3rd grade is the final year for Intown
- Players will move to the Travel Program in 4th grade
- Players can tryout for a Stratified team
- All players make a team regardless if they tryout or not
 - Stratified or Balanced

Team Selection for Travel

- Each player who attends tryouts is eligible for a Stratified team
- Players are given an Aggregate Score based on:
 - Tryout data
 - Fall Coach Evaluations
 - Spring Coach Evaluations
 - Staff Spring Game Evaluations
- A committee of our board members selects the teams at the end of the year

Team Selection



Inputs: Coaches evaluations and tryout data from the Fall and Spring are combined to calculate an overall age group ranking.

Review: At the Coaches Meeting in the Spring, Coaches review the rankings and get a chance to flag any player who they believe is not slotted properly.

Team Selection: The Selection Committee takes the quantitative rankings and qualitative feedback from the coaches to make the teams. Team sizes are based on the number of players signed up across the age group to ensure evenly sized teams.

Coaching Assignments: Only once the teams are made are the coaches assigned to teams.

Spring Tryouts

- Tryouts are scored by independent assessors
- Players are assigned a number and play scrimmages
- All times are to be confirmed
 - Spring Tryout dates TBD
- Team Pick Night will be held in the Spring
 - After season has ended

Coach Selection

- **Feedback** from parents after every season
- **WUSC staff observations** of practice and games (please utilize the WUSC curriculum for drills, scrimmaging for entire practice is not acceptable).
- **Volunteer experience** (number of years coaching in town program and other WUSC volunteer positions)
- **Soccer knowledge and experience** (this includes understanding game rules and following BAYS guidelines)
- **Diversity** of coaching staff
- **BAYS ZT violations** and/or incidents
- **Each season is independently evaluated and coaching positions are not guaranteed year to year**

Coach Expectation

- Qualities WUSC looks for in a coach:
 - **Positive:** We see coaches as a role model for the kids on their team. Help kids learn to develop and maintain a positive attitude even under adverse circumstances.
 - **Encouraging and Supportive:** Encourage their players to try new skills and positions throughout their development. Support the players as they work on developing the required skills to achieve success
 - **Communicative:** Communicate and interact positively and effectively with players and parents throughout the season
 - **Differentiation:** Work with the individual skill sets of each player on the team so that the players develop individually, to develop the team collectively. We expect coaches to monitor player progress based on each player's own trajectory and not against other players on the team.

My Observations

- Pick a formation and go over it the first few practices
 - Each player understands the shape and roles
- Use the first few practices going over the rules and what to do in certain situations
 - Goalkicks and Keeper saves
 - Give players a chance to play in net
- Fall season is a big adjustment; Spring is where it clicks
- Keep it fun



THANK YOU FOR COACHING!

AppointmentPlus Logins

3rd Grade Girls

Karen Davie - GothamFC
Mauricio Cortes – HoustonDash
August Petrillo – OrlandoPride
Jill Maher – NCCourage
Matt Kane – ChicagoRS
Lauren Crowley - SanDiegoW

3rd Grade Boys

Pete Kelly - NERevolution
Duncan Willey - LAGalaxy
David Shuman - PortlandT
Dan Finkle - LAFC
Evaristo Lopez-Joseph - AtlantaUtd
John Kyrios - DCUnited
Steven Ellis - NYCFC
Tom Clifford - PhiladelphiaU

To login to Appointment Plus to schedule practice times:

Direct link to login: <https://booknow.appointment-plus.com/36qnegh0/>